





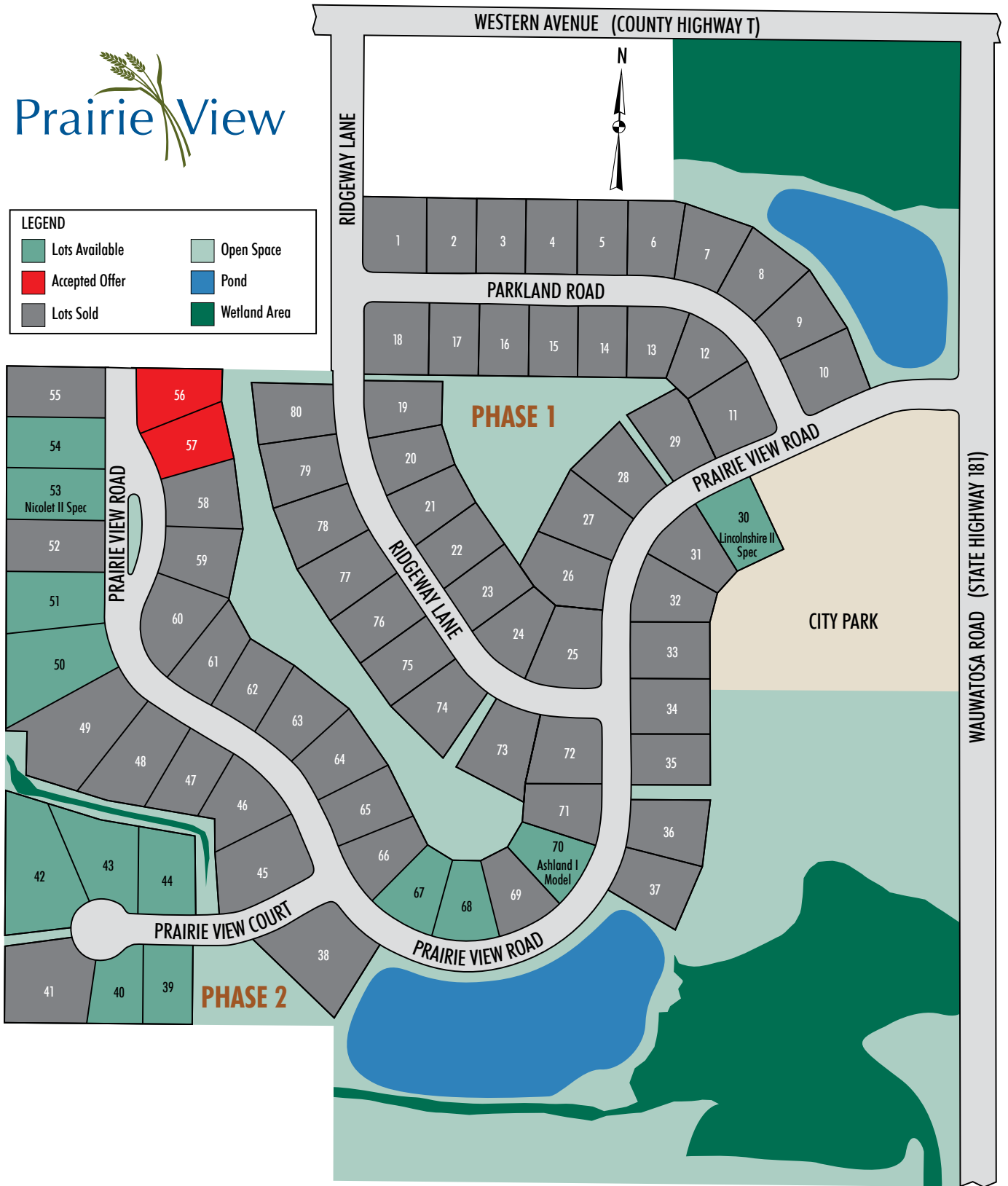


Site Plan
Prairie View

Contact: Janeen Wnuk
414-274-2930
jwnuk@hbtwi.com



| LEGEND | |
|---|----------------|
|  | Lots Available |
|  | Accepted Offer |
|  | Lots Sold |
|  | Open Space |
|  | Pond |
|  | Wetland Area |



Sales Office | W78 N375 Prairie View Road | Cedarburg, WI 53012

The site plan is not intended as a legal description of the property or to constitute an undertaking by any party to develop the subject property as shown. It is for general informational purposes only and details shown may vary significantly depending upon actual field conditions and other factors. © 2019 Homes by Towne®



Lot Pricing
 Prairie View

 Contact: Janeen Wnuk
 414-274-2930
jwnuk@hbtwi.com

| Lot # | Price | | Lot Size (SF) | Exposure |
|--------------|-----------------------|-----------------------------|---------------|----------|
| 8 - Phase 1 | SOLD | | 16,918 | 4 |
| 30 - Phase 1 | TBD | Lincolnshire II Spec | 17,042 | 4 |
| 38 - Phase 2 | SOLD | | 27,382 | Partial |
| 39 - Phase 2 | \$180,400 | | 15,021 | Partial |
| 40 - Phase 2 | \$176,400 | | 13,558 | Partial |
| 41 - Phase 2 | SOLD | | 25,895 | Partial |
| 42 - Phase 2 | \$189,900 | | 33,596 | None |
| 43 - Phase 2 | \$172,400 | | 22,731 | None |
| 44 - Phase 2 | \$172,400 | | 18,831 | None |
| 45 - Phase 2 | SOLD | | 24,474 | Partial |
| 46 - Phase 2 | SOLD | | 18,281 | Partial |
| 47 - Phase 2 | SOLD | | 16,131 | Partial |
| 48 - Phase 2 | SOLD | | 23,256 | Partial |
| 49 - Phase 2 | SOLD | | 34,511 | Partial |
| 50 - Phase 2 | \$169,900 | | 29,313 | None |
| 51 - Phase 2 | \$157,900 | | 21,191 | None |
| 52 - Phase 2 | SOLD | | 19,400 | None |
| 53 - Phase 2 | \$659,900 | Nicolet II Spec | 19,400 | None |
| 54 - Phase 2 | \$149,900 | | 19,400 | None |
| 55 - Phase 2 | SOLD | | 19,451 | None |
| 56 - Phase 2 | Accepted Offer | | 16,502 | None |
| 57 - Phase 2 | Accepted Offer | | 16,984 | None |
| 58 - Phase 2 | SOLD | | 17,068 | None |
| 59 - Phase 2 | SOLD | | 16,975 | None |
| 60 - Phase 2 | SOLD | | 19,580 | None |
| 61 - Phase 2 | SOLD | | 16,045 | None |
| 62 - Phase 2 | SOLD | | 15,617 | None |
| 63 - Phase 2 | SOLD | | 17,267 | None |
| 64 - Phase 2 | SOLD | | 17,149 | None |
| 65 - Phase 2 | SOLD | | 16,450 | None |
| 66 - Phase 2 | SOLD | | 15,328 | None |
| 67 - Phase 2 | \$154,900 | | 15,468 | None |
| 68 - Phase 2 | \$159,900 | | 15,447 | None |
| 69 - Phase 2 | SOLD | | 15,447 | None |
| 70 - Phase 2 | \$649,900 | Ashland I Model | 15,447 | None |