

How To Make

PLANTER BOXES



Here's What You'll Need

Measuring Tape

Chop Saw

Screw Gun

2 Inch Screws

Exterior Stain/Sealant

Paint Brush

2X4

2X2

1X4

Large Box

4 - Posts 26"
8 - Cross Bars 19 1/2"
16 - Slats 24"
5 - Floor Boards 22 1/2"
4 - Cap (Cut at 45 Deg) 25 1/2"

Raw Materials

4 - 2 X 2 X 8
8 - 2 X 4 X 9
2 - 1 1/2 X 4 X 8

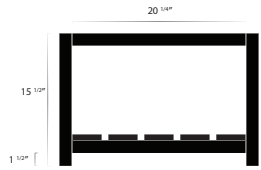
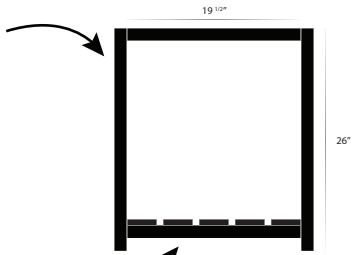
Small Box

4 - Posts 26"
8 - Cross Bars 19 1/2"
16 - Slats 24"
5 - Floor Boards 22 1/2"
4 - Cap (Cut at 45 Deg) 25 1/2"

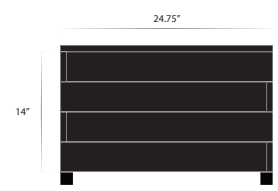
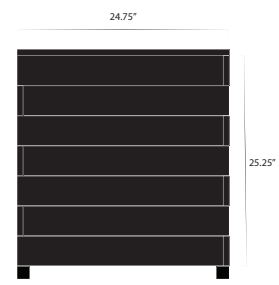
Raw Materials

4 - 2 X 2 X 8
8 - 2 X 4 X 9
2 - 1 1/2 X 4 X 8



1. Assemble Frame



2. Attach Floor Boards



3. Fasten Slats



4. Cap It All Off